



# Math Test – Calculator

55 MINUTES, 38 QUESTIONS

Turn to Section 4 of your answer sheet to answer the questions in this section.

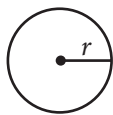
## DIRECTIONS

For questions 1-30, solve each problem, choose the best answer from the choices provided, and fill in the corresponding circle on your answer sheet. For questions 31-38, solve the problem and enter your answer in the grid on the answer sheet. Please refer to the directions before question 31 on how to enter your answers in the grid. You may use any available space in your test booklet for scratch work.

## NOTES

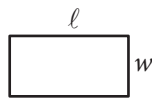
- The use of a calculator **is permitted**.
- All variables and expressions used represent real numbers unless otherwise indicated.
- Figures provided in this test are drawn to scale unless otherwise indicated.
- All figures lie in a plane unless otherwise indicated.
- Unless otherwise indicated, the domain of a given function  $f$  is the set of all real numbers  $x$  for which  $f(x)$  is a real number.

## REFERENCE

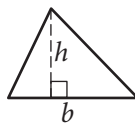


$$A = \pi r^2$$

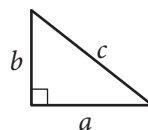
$$C = 2\pi r$$



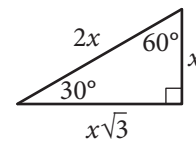
$$A = \ell w$$



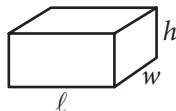
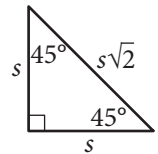
$$A = \frac{1}{2}bh$$



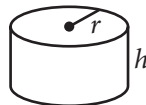
$$c^2 = a^2 + b^2$$



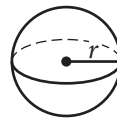
Special Right Triangles



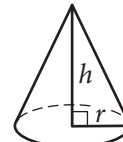
$$V = \ell wh$$



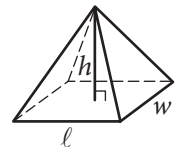
$$V = \pi r^2 h$$



$$V = \frac{4}{3}\pi r^3$$



$$V = \frac{1}{3}\pi r^2 h$$



$$V = \frac{1}{3}\ell wh$$

The number of degrees of arc in a circle is 360.

The number of radians of arc in a circle is  $2\pi$ .

The sum of the measures in degrees of the angles of a triangle is 180.



1

A musician has a new song available for downloading or streaming. The musician earns \$0.09 each time the song is downloaded and \$0.002 each time the song is streamed. Which of the following expressions represents the amount, in dollars, that the musician earns if the song is downloaded  $d$  times and streamed  $s$  times?

- A)  $0.002d + 0.09s$
- B)  $0.002d - 0.09s$
- C)  $0.09d + 0.002s$
- D)  $0.09d - 0.002s$

2

A quality control manager at a factory selects 7 lightbulbs at random for inspection out of every 400 lightbulbs produced. At this rate, how many lightbulbs will be inspected if the factory produces 20,000 lightbulbs?

- A) 300
- B) 350
- C) 400
- D) 450

3

$$\ell = 24 + 3.5m$$

One end of a spring is attached to a ceiling. When an object of mass  $m$  kilograms is attached to the other end of the spring, the spring stretches to a length of  $\ell$  centimeters as shown in the equation above. What is  $m$  when  $\ell$  is 73?

- A) 14
- B) 27.7
- C) 73
- D) 279.5



Questions 4 and 5 refer to the following information.

The amount of money a performer earns is directly proportional to the number of people attending the performance. The performer earns \$120 at a performance where 8 people attend.

4

How much money will the performer earn when 20 people attend a performance?

- A) \$960
- B) \$480
- C) \$300
- D) \$240

5

The performer uses 43% of the money earned to pay the costs involved in putting on each performance. The rest of the money earned is the performer's profit. What is the profit the performer makes at a performance where 8 people attend?

- A) \$51.60
- B) \$57.00
- C) \$68.40
- D) \$77.00

6

When 4 times the number  $x$  is added to 12, the result is 8. What number results when 2 times  $x$  is added to 7?

- A)  $-1$
- B)  $5$
- C)  $8$
- D)  $9$

7

$$y = x^2 - 6x + 8$$

The equation above represents a parabola in the  $xy$ -plane. Which of the following equivalent forms of the equation displays the  $x$ -intercepts of the parabola as constants or coefficients?

- A)  $y - 8 = x^2 - 6x$
- B)  $y + 1 = (x - 3)^2$
- C)  $y = x(x - 6) + 8$
- D)  $y = (x - 2)(x - 4)$



8

In a video game, each player starts the game with  $k$  points and loses 2 points each time a task is not completed. If a player who gains no additional points and fails to complete 100 tasks has a score of 200 points, what is the value of  $k$  ?

- A) 0
- B) 150
- C) 250
- D) 400

9

A worker uses a forklift to move boxes that weigh either 40 pounds or 65 pounds each. Let  $x$  be the number of 40-pound boxes and  $y$  be the number of 65-pound boxes. The forklift can carry up to either 45 boxes or a weight of 2,400 pounds. Which of the following systems of inequalities represents this relationship?

- A)  $\begin{cases} 40x + 65y \leq 2,400 \\ x + y \leq 45 \end{cases}$
- B)  $\begin{cases} \frac{x}{40} + \frac{y}{65} \leq 2,400 \\ x + y \leq 45 \end{cases}$
- C)  $\begin{cases} 40x + 65y \leq 45 \\ x + y \leq 2,400 \end{cases}$
- D)  $\begin{cases} x + y \leq 2,400 \\ 40x + 65y \leq 2,400 \end{cases}$

10

A function  $f$  satisfies  $f(2) = 3$  and  $f(3) = 5$ . A function  $g$  satisfies  $g(3) = 2$  and  $g(5) = 6$ . What is the value of  $f(g(3))$  ?

- A) 2
- B) 3
- C) 5
- D) 6

11

Number of hours Tony plans to read the novel per day	3
Number of parts in the novel	8
Number of chapters in the novel	239
Number of words Tony reads per minute	250
Number of pages in the novel	1,078
Number of words in the novel	349,168

Tony is planning to read a novel. The table above shows information about the novel, Tony's reading speed, and the amount of time he plans to spend reading the novel each day. If Tony reads at the rates given in the table, which of the following is closest to the number of days it would take Tony to read the entire novel?

- A) 6
- B) 8
- C) 23
- D) 324



12

On January 1, 2000, there were 175,000 tons of trash in a landfill that had a capacity of 325,000 tons. Each year since then, the amount of trash in the landfill increased by 7,500 tons. If  $y$  represents the time, in years, after January 1, 2000, which of the following inequalities describes the set of years where the landfill is at or above capacity?

- A)  $325,000 - 7,500 \leq y$
- B)  $325,000 \leq 7,500y$
- C)  $150,000 \geq 7,500y$
- D)  $175,000 + 7,500y \geq 325,000$

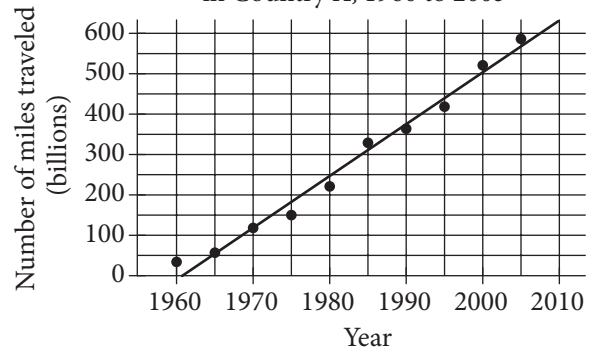
13

A researcher conducted a survey to determine whether people in a certain large town prefer watching sports on television to attending the sporting event. The researcher asked 117 people who visited a local restaurant on a Saturday, and 7 people refused to respond. Which of the following factors makes it least likely that a reliable conclusion can be drawn about the sports-watching preferences of all people in the town?

- A) Sample size
- B) Population size
- C) The number of people who refused to respond
- D) Where the survey was given

14

Miles Traveled by Air Passengers  
in Country X, 1960 to 2005



According to the line of best fit in the scatterplot above, which of the following best approximates the year in which the number of miles traveled by air passengers in Country X was estimated to be 550 billion?

- A) 1997
- B) 2000
- C) 2003
- D) 2008



15

The distance traveled by Earth in one orbit around the Sun is about 580,000,000 miles. Earth makes one complete orbit around the Sun in one year. Of the following, which is closest to the average speed of Earth, in miles per hour, as it orbits the Sun?

- A) 66,000
- B) 93,000
- C) 210,000
- D) 420,000

16

Results on the Bar Exam of Law School Graduates

	Passed bar exam	Did not pass bar exam
Took review course	18	82
Did not take review course	7	93

The table above summarizes the results of 200 law school graduates who took the bar exam. If one of the surveyed graduates who passed the bar exam is chosen at random for an interview, what is the probability that the person chosen did not take the review course?

- A)  $\frac{18}{25}$
- B)  $\frac{7}{25}$
- C)  $\frac{25}{200}$
- D)  $\frac{7}{200}$

17

The atomic weight of an unknown element, in atomic mass units (amu), is approximately 20% less than that of calcium. The atomic weight of calcium is 40 amu. Which of the following best approximates the atomic weight, in amu, of the unknown element?

- A) 8
- B) 20
- C) 32
- D) 48

18

A survey was taken of the value of homes in a county, and it was found that the mean home value was \$165,000 and the median home value was \$125,000. Which of the following situations could explain the difference between the mean and median home values in the county?

- A) The homes have values that are close to each other.
- B) There are a few homes that are valued much less than the rest.
- C) There are a few homes that are valued much more than the rest.
- D) Many of the homes have values between \$125,000 and \$165,000.



Questions 19 and 20 refer to the following information.

A sociologist chose 300 students at random from each of two schools and asked each student how many siblings he or she has. The results are shown in the table below.

Students' Sibling Survey

Number of siblings	Lincoln School	Washington School
0	120	140
1	80	110
2	60	30
3	30	10
4	10	10

There are a total of 2,400 students at Lincoln School and 3,300 students at Washington School.

19

What is the median number of siblings for all the students surveyed?

- A) 0
- B) 1
- C) 2
- D) 3

20

Based on the survey data, which of the following most accurately compares the expected total number of students with 4 siblings at the two schools?

- A) The total number of students with 4 siblings is expected to be equal at the two schools.
- B) The total number of students with 4 siblings at Lincoln School is expected to be 30 more than at Washington School.
- C) The total number of students with 4 siblings at Washington School is expected to be 30 more than at Lincoln School.
- D) The total number of students with 4 siblings at Washington School is expected to be 900 more than at Lincoln School.

21

A project manager estimates that a project will take  $x$  hours to complete, where  $x > 100$ . The goal is for the estimate to be within 10 hours of the time it will actually take to complete the project. If the manager meets the goal and it takes  $y$  hours to complete the project, which of the following inequalities represents the relationship between the estimated time and the actual completion time?

- A)  $x + y < 10$
- B)  $y > x + 10$
- C)  $y < x - 10$
- D)  $-10 < y - x < 10$



Questions 22 and 23 refer to the following information.

$$I = \frac{P}{4\pi r^2}$$

At a large distance  $r$  from a radio antenna, the intensity of the radio signal  $I$  is related to the power of the signal  $P$  by the formula above.

22

Which of the following expresses the square of the distance from the radio antenna in terms of the intensity of the radio signal and the power of the signal?

- A)  $r^2 = \frac{IP}{4\pi}$
- B)  $r^2 = \frac{P}{4\pi I}$
- C)  $r^2 = \frac{4\pi I}{P}$
- D)  $r^2 = \frac{I}{4\pi P}$

23

For the same signal emitted by a radio antenna, Observer A measures its intensity to be 16 times the intensity measured by Observer B. The distance of Observer A from the radio antenna is what fraction of the distance of Observer B from the radio antenna?

- A)  $\frac{1}{4}$
- B)  $\frac{1}{16}$
- C)  $\frac{1}{64}$
- D)  $\frac{1}{256}$

24

$$x^2 + y^2 + 4x - 2y = -1$$

The equation of a circle in the  $xy$ -plane is shown above. What is the radius of the circle?

- A) 2
- B) 3
- C) 4
- D) 9



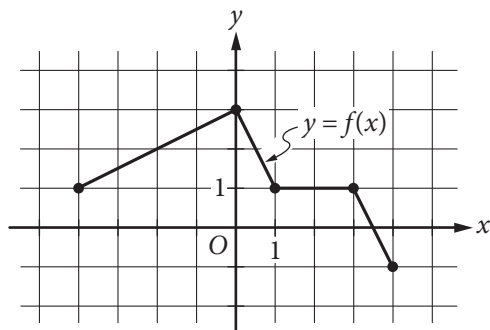


25

The graph of the linear function  $f$  has intercepts at  $(a, 0)$  and  $(0, b)$  in the  $xy$ -plane. If  $a + b = 0$  and  $a \neq b$ , which of the following is true about the slope of the graph of  $f$ ?

- A) It is positive.
- B) It is negative.
- C) It equals zero.
- D) It is undefined.

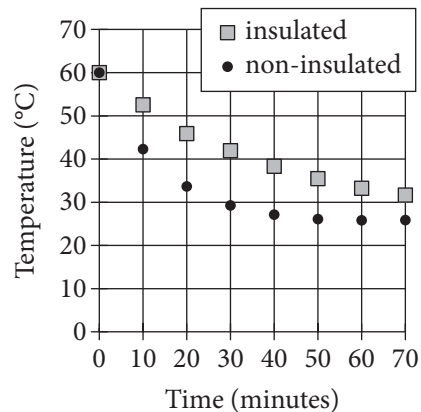
26



The complete graph of the function  $f$  is shown in the  $xy$ -plane above. Which of the following are equal to 1?

- I.  $f(-4)$
  - II.  $f\left(\frac{3}{2}\right)$
  - III.  $f(3)$
- A) III only
  - B) I and III only
  - C) II and III only
  - D) I, II, and III

27

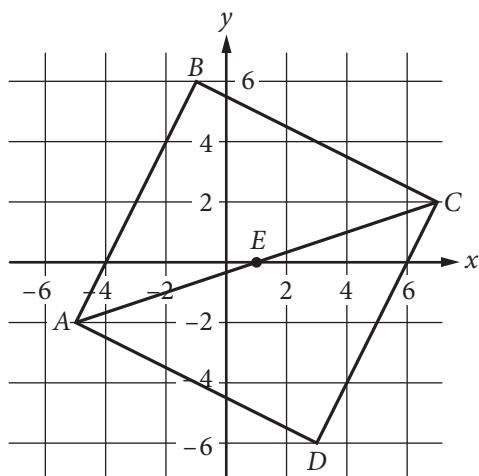


Two samples of water of equal mass are heated to 60 degrees Celsius ( $^{\circ}\text{C}$ ). One sample is poured into an insulated container, and the other sample is poured into a non-insulated container. The samples are then left for 70 minutes to cool in a room having a temperature of  $25^{\circ}\text{C}$ . The graph above shows the temperature of each sample at 10-minute intervals. Which of the following statements correctly compares the average rates at which the temperatures of the two samples change?

- A) In every 10-minute interval, the magnitude of the rate of change of temperature of the insulated sample is greater than that of the non-insulated sample.
- B) In every 10-minute interval, the magnitude of the rate of change of temperature of the non-insulated sample is greater than that of the insulated sample.
- C) In the intervals from 0 to 10 minutes and from 10 to 20 minutes, the rates of change of temperature of the insulated sample are of greater magnitude, whereas in the intervals from 40 to 50 minutes and from 50 to 60 minutes, the rates of change of temperature of the non-insulated sample are of greater magnitude.
- D) In the intervals from 0 to 10 minutes and from 10 to 20 minutes, the rates of change of temperature of the non-insulated sample are of greater magnitude, whereas in the intervals from 40 to 50 minutes and from 50 to 60 minutes, the rates of change of temperature of the insulated sample are of greater magnitude.



28



In the  $xy$ -plane above,  $ABCD$  is a square and point  $E$  is the center of the square. The coordinates of points  $C$  and  $E$  are  $(7, 2)$  and  $(1, 0)$ , respectively. Which of the following is an equation of the line that passes through points  $B$  and  $D$ ?

- A)  $y = -3x - 1$
- B)  $y = -3(x - 1)$
- C)  $y = -\frac{1}{3}x + 4$
- D)  $y = -\frac{1}{3}x - 1$

29

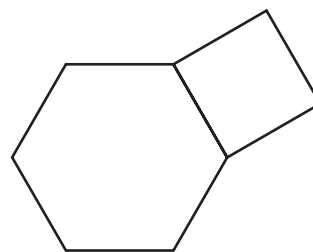
$$y = 3$$

$$y = ax^2 + b$$

In the system of equations above,  $a$  and  $b$  are constants. For which of the following values of  $a$  and  $b$  does the system of equations have exactly two real solutions?

- A)  $a = -2, b = 2$
- B)  $a = -2, b = 4$
- C)  $a = 2, b = 4$
- D)  $a = 4, b = 3$

30



The figure above shows a regular hexagon with sides of length  $a$  and a square with sides of length  $a$ . If the area of the hexagon is  $384\sqrt{3}$  square inches, what is the area, in square inches, of the square?

- A) 256
- B) 192
- C)  $64\sqrt{3}$
- D)  $16\sqrt{3}$


**DIRECTIONS**

For questions 31-38, solve the problem and enter your answer in the grid, as described below, on the answer sheet.

- Although not required, it is suggested that you write your answer in the boxes at the top of the columns to help you fill in the circles accurately. You will receive credit only if the circles are filled in correctly.
- Mark no more than one circle in any column.
- No question has a negative answer.
- Some problems may have more than one correct answer. In such cases, grid only one answer.
- Mixed numbers** such as  $3\frac{1}{2}$  must be gridded as 3.5 or  $7/2$ . (If  $\begin{array}{|c|c|c|c|} \hline 3 & 1 & / & 2 \\ \hline \bullet & \bullet & / & \bullet \\ \hline \end{array}$  is entered into the grid, it will be interpreted as  $\frac{31}{2}$ , not  $3\frac{1}{2}$ .)
- Decimal answers:** If you obtain a decimal answer with more digits than the grid can accommodate, it may be either rounded or truncated, but it must fill the entire grid.

Write answer → in boxes.

Grid result.

← Fraction line

← Decimal point

Answer:  $\frac{7}{12}$

	7	/	1	2
•	•	•	•	•
	0	0	0	0
①	①	•	①	①
②	②	②	•	②
③	③	③	③	③
④	④	④	④	④
⑤	⑤	⑤	⑤	⑤
⑥	⑥	⑥	⑥	⑥
•	⑦	⑦	⑦	⑦
⑧	⑧	⑧	⑧	⑧
⑨	⑨	⑨	⑨	⑨

Answer: 2.5

	2	.	5
•	•	•	•
	0	0	0
①	①	①	①
②	•	②	②
③	③	③	③
④	④	④	④
⑤	⑤	⑤	•
⑥	⑥	⑥	⑥
⑦	⑦	⑦	⑦
⑧	⑧	⑧	⑧
⑨	⑨	⑨	⑨

Acceptable ways to grid  $\frac{2}{3}$  are:

	2	/	3
•	•	•	•
	0	0	0
①	①	①	①
②	•	②	②
③	③	③	•
④	④	④	④
⑤	⑤	⑤	⑤
⑥	⑥	⑥	⑥
⑦	⑦	⑦	⑦
⑧	⑧	⑧	⑧
⑨	⑨	⑨	⑨

.	6	6	6
•	•	•	•
	0	0	0
①	①	①	①
②	②	②	②
③	③	③	③
④	④	④	④
⑤	⑤	⑤	⑤
⑥	•	•	•
⑦	⑦	⑦	⑦
⑧	⑧	⑧	⑧
⑨	⑨	⑨	⑨

.	6	6	7
•	•	•	•
	0	0	0
①	①	①	①
②	②	②	②
③	③	③	③
④	④	④	④
⑤	⑤	⑤	⑤
⑥	•	•	⑥
⑦	⑦	⑦	•
⑧	⑧	⑧	⑧
⑨	⑨	⑨	⑨

Answer: 201 – either position is correct

	2	0	1
•	•	•	•
	0	•	0
①	①	①	•
②	•	②	②
③	③	③	③

	2	0	1
•	•	•	•
	•	0	0
①	①	•	①
②	•	②	②
③	③	③	③

**NOTE:** You may start your answers in any column, space permitting. Columns you don't need to use should be left blank.



31

A coastal geologist estimates that a certain country's beaches are eroding at a rate of 1.5 feet per year. According to the geologist's estimate, how long will it take, in years, for the country's beaches to erode by 21 feet?

32

If  $h$  hours and 30 minutes is equal to 450 minutes, what is the value of  $h$  ?

33

In the  $xy$ -plane, the point  $(3, 6)$  lies on the graph of the function  $f(x) = 3x^2 - bx + 12$ . What is the value of  $b$  ?

34

In one semester, Doug and Laura spent a combined 250 hours in the tutoring lab. If Doug spent 40 more hours in the lab than Laura did, how many hours did Laura spend in the lab?

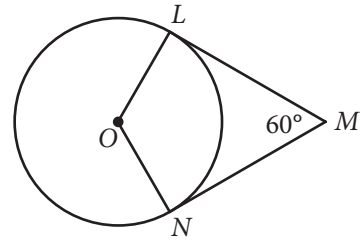


35

$$a = 18t + 15$$

Jane made an initial deposit to a savings account. Each week thereafter she deposited a fixed amount to the account. The equation above models the amount  $a$ , in dollars, that Jane has deposited after  $t$  weekly deposits. According to the model, how many dollars was Jane's initial deposit? (Disregard the \$ sign when gridding your answer.)

36



In the figure above, point  $O$  is the center of the circle, line segments  $LM$  and  $MN$  are tangent to the circle at points  $L$  and  $N$ , respectively, and the segments intersect at point  $M$  as shown. If the circumference of the circle is 96, what is the length of minor arc  $\widehat{LN}$  ?



**Questions 37 and 38 refer to the following information.**

A botanist is cultivating a rare species of plant in a controlled environment and currently has 3000 of these plants. The population of this species that the botanist expects to grow next year,  $N_{\text{next year}}$ , can be estimated from the number of plants this year,  $N_{\text{this year}}$ , by the equation below.

$$N_{\text{next year}} = N_{\text{this year}} + 0.2 \left( N_{\text{this year}} \right) \left( 1 - \frac{N_{\text{this year}}}{K} \right)$$

The constant  $K$  in this formula is the number of plants the environment is able to support.

37

According to the formula, what will be the number of plants two years from now if  $K = 4000$ ? (Round your answer to the nearest whole number.)

38

The botanist would like to increase the number of plants that the environment can support so that the population of the species will increase more rapidly. If the botanist's goal is that the number of plants will increase from 3000 this year to 3360 next year, how many plants must the modified environment support?

# STOP

**If you finish before time is called, you may check your work on this section only.**

**Do not turn to any other section.**